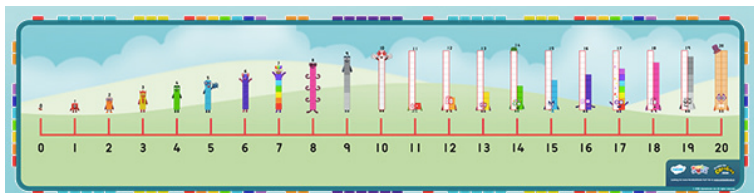


Building numbers beyond 10.

- Counting to 20 and back again
- Saying which number comes before/after/next to a given number upto 20.
- Using a number track to order numbers to 20.
- Recognising some larger numbers to 100.
- Subitising/recognising quantities of objects without counting.




Questions/Learning Prompts

How could we find out how many we have altogether?
 How many objects are on the ten frame?
 How many do we have altogether?
 What number comes before/after this number?
 How do you know?

Let's count the numbers.
 Let's order the numbers.
 Let's work out which number is missing.
 Let's count on from this number to 20.
 Let's see how many objects there are altogether. Let's put the objects on a ten frame.
 Let's find how many 10's are in this number.


What do we want the children to learn?

- To order, compare and count with numbers to 20 and some beyond 20
- To say which number comes before or after any number to 20
- To use counting on to solve simple addition problems initially using prompts then when ready by holding on a number in their heads.
- To represent their stories using ten frames, number tracks and their fingers
- To start to use memory or subitising to find out how many blocks have been added to an amount



Vocabulary

subitise	Look at a small number of objects and instantly recognise how many objects there are without needing to count.
full	Containing or holding as much or as many as possible; having no empty space.
part	Some but not all of something.
next	The next person or thing.
after	The one next
before	In front of someone or something.



1	2	3	4	5	6	7	8	9	10
11	12	13	14	15	16	17	18	19	20
21	22	23	24	25	26	27	28	29	30
31	32	33	34	35	36	37	38	39	40
41	42	43	44	45	46	47	48	49	50
51	52	53	54	55	56	57	58	59	60
61	62	63	64	65	66	67	68	69	70
71	72	73	74	75	76	77	78	79	80
81	82	83	84	85	86	87	88	89	90
91	92	93	94	95	96	97	98	99	100

